

ANA OPTION

The analog output option "ANA", that can be incorporated to the ALPHA and BETA instruments (except the MICRA models) consists of an additional card that is installed in the M4 location of the meter's main board.

The option provides two software-selectable signal ranges : 0-10V or 4-20mA that can be programmed to fit a user-selected display range.


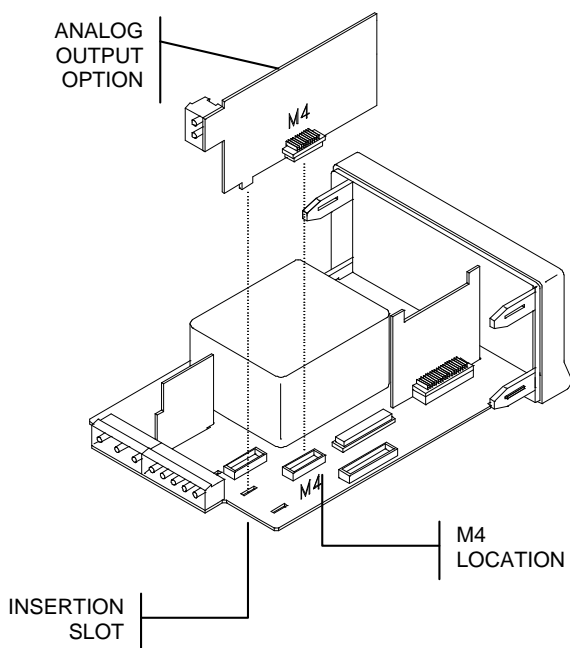
This way the meter is furnished with an output signal that can be utilized for proportional control purposes or to drive remotes displays, graphic recorders and a variety of terminal devices that accept data in analog form.

INSTALLING THE OPTION

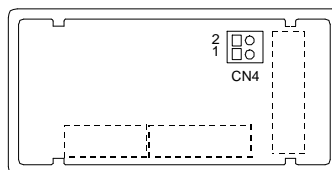
The ANA option is supplied independently with its own instructions manual and connection accessories.

The card must be installed in the M4 location.

It may be convenient to solder the card to the main board making use of the copper tracks on both sides of the card pin and around the main board hole on its solder side



CONNECTIONS



Instrument rear view with analog output option

ANA - ANALOG OUTPUT

CN4 CONNECTOR

PIN 2 () 0-10V / 4-20mA

PIN 1 (+) 0-10V / 4-20mA

SPECIFICATIONS

	0-10V output	4-20mA output
Resolution	12 bits	12 bits
Accuracy	0.1%F.S. ±1bit	0.1%F.S. ±1bit
Response time	60ms	60ms
Thermal drift	0.2mV/°C	0.5µA/°C
Max load	>500Ω	<800Ω

ORDERING REFERENCE

Analog output option 0-10V, 4-20mA (isolated) ANA